


Power-Cycling Series PC6,12,F1,4040,TA,W6 Thermal Cycling Module



The PowerCycling Series is a thermoelectric module (TEM) designed for thermal cycling between multiple temperature set points and is ideal for applications in healthcare [and others] where fast temperature changes are required. The module is specially constructed to reduce the amount of stress induced on the TE elements during operation. This product line has been tested to withstand 500K cycles without degradation in performance. The TEMs are assembled using Bismuth Telluride semiconductor material and thermally conductive Aluminum Oxide ceramics.

FEATURES

- High thermal cycling capability
- Precise temperature control
- Reliable solid state operation
- No sound or vibration
- RoHS Compliant

APPLICATIONS

- Molecular Diagnostics
- Clinical Diagnostics
- Analytical Instrumentation
- Electronic Enclosure Cooling
- Chillers (Liquid Cooling)

PERFORMANCE SPECIFICATIONS

| | | |
|---------------------------|------|------|
| Hot Side Temperature (°C) | 25°C | 50°C |
| Qmax (Watts) | 51.4 | 56.2 |
| Delta Tmax (°C) | 67 | 75 |
| I _{max} (Amps) | 6.0 | 6.0 |
| V _{max} (Volts) | 14.5 | 16.4 |
| Module Resistance (Ohms) | 2.25 | 2.53 |

| SUFFIX | THICKNESS | FLATNESS & PARALLELISM | HOT FACE | COLD FACE | LEAD LENGTH |
|--------|------------------|------------------------|----------|-----------|-------------|
| TA | 0.150" ± 0.001" | 0.001" / 0.001" | Lapped | Lapped | 6" |
| TB | 0.150" ± 0.0005" | 0.0005" / 0.0005" | Lapped | Lapped | 6" |

SEALING OPTION

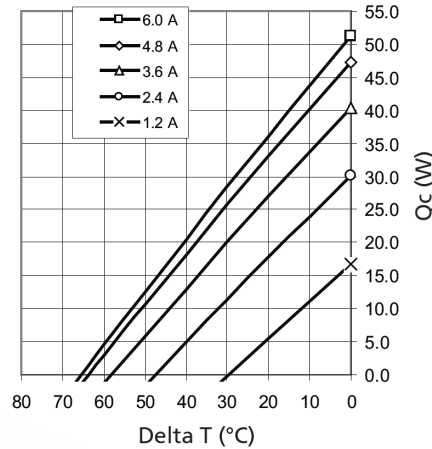
| SUFFIX | SEALANT | COLOR | TEMP RANGE | DESCRIPTION |
|--------|---------|-------|---------------|--|
| RT | RTV | White | -60 to 204 °C | Non-corrosive, silicone adhesive sealant |

Americas: +1 888.246.9050
Europe: +46.31.704.67.57
Asia: +86.755.2714.1166

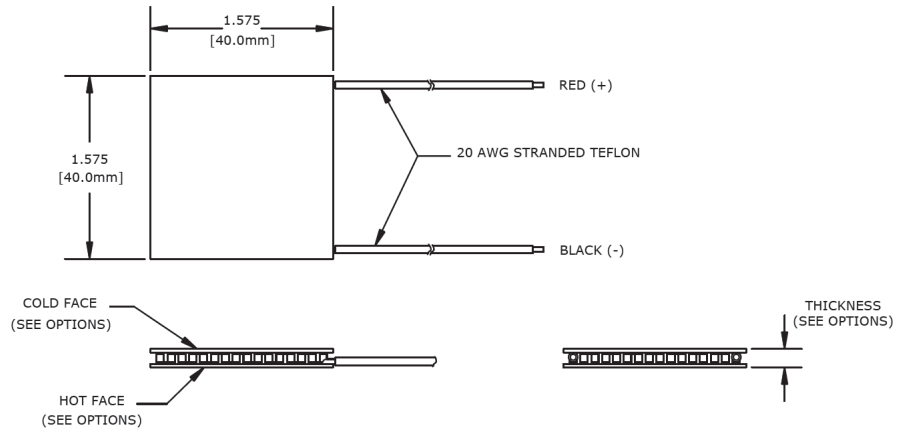
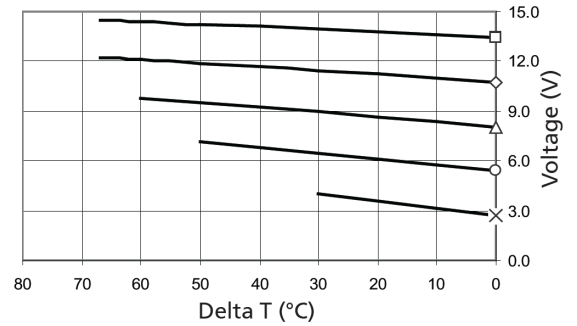
Power-Cycling Series PC6,12,F1,4040,TA,W6 Thermal Cycling Module

Performance Curves at Th = 25°C

Electric



Thermo



Ceramic Material: Alumina (Al₂O₃)
Solder Construction: 232°C, Tin Antimony (SnSb)

OPERATING TIPS

- Max Operating Temperature: 120°C
- Do not exceed Imax or Vmax when operating module
- Reference assembly guidelines for recommended installation
- Solder tinning also available on metallized ceramics

THR-DS-PC6,12,F1,4040,TA,W6_052615

Any information furnished by Laird and its agents is believed to be accurate and reliable. All specifications are subject to change without notice. Responsibility for the use and application of Laird materials rests with the end user, since Laird and its agents cannot be aware of all potential uses. Laird makes no warranties as to the fitness, merchantability or suitability of any Laird materials or products for any specific or general uses. Laird, Laird Technologies, Inc or any of its affiliates or agents shall not be liable for incidental or consequential damages of any kind. All Laird products are sold pursuant to the Laird Technologies' Terms and Conditions of sale in effect from time to time, a copy of which will be furnished upon request. © Copyright 2015 Laird Technologies, Inc. All Rights Reserved. Laird, Laird Technologies, the Laird Logo, and other marks are trademarks or registered trademarks of Laird Technologies, Inc. or an affiliate company thereof. Other product or service names may be the property of third parties. Nothing herein provides a license under any Laird or any third party intellectual property rights.